

Forest-Based Sector
Technology Platform



*Developing the Strategic Research Agenda (SRA)
for the Forest-Based Sector Technology Platform (FTP)*

*Analysis: Wood products
May 24, 2005*

Table 1 Evaluation statistics

Theme	Core	Feasibility			Industrial relevance			Novelty		
		Average	Stdev	Range	Average	Stdev	Range	Average	Stdev	Range
Theme 1	0.00	3.78	1.13	[3,6]	5.00	0.94	[3,7]	3.22	1.13	[1,5]
Theme 2	0.00	4.00	1.20	[2,5]	4.57	1.05	[3,6]	2.86	1.36	[1,5]
Theme 3	0.00	3.50	1.12	[2,5]	3.71	1.91	[1,7]	3.50	0.76	[3,5]
Theme 4	0.00	4.17	0.90	[3,5]	3.71	0.88	[3,5]	2.71	0.88	[1,4]
Theme 5	0.00	4.00	1.15	[2,5]	4.00	1.00	[3,5]	3.33	1.49	[1,5]
Theme 6	0.00	4.00	1.53	[1,5]	3.33	1.37	[1,5]	2.50	1.61	[1,5]
Theme 7	0.00	3.86	2.36	[1,7]	4.00	1.20	[3,6]	2.57	1.50	[1,5]
Theme 8	0.00	4.29	1.91	[1,7]	5.14	1.55	[2,7]	4.43	1.29	[2,6]
Theme 9	10.81	4.60	1.50	[3,7]	4.40	1.74	[2,7]	4.40	1.96	[1,7]
Theme 10	0.00	4.14	0.99	[3,5]	4.14	1.55	[1,6]	3.50	1.38	[1,5]
Theme 11	0.00	3.71	1.39	[1,5]	3.57	1.29	[1,5]	3.29	1.39	[1,5]
Theme 12	59.46	4.71	0.70	[3,5]	4.43	0.90	[3,5]	4.50	0.76	[3,5]
Theme 13	67.57	4.71	1.28	[3,7]	5.00	1.51	[3,7]	5.29	0.70	[5,7]
Theme 14	0.00	3.57	1.84	[1,6]	3.29	2.05	[1,6]	2.43	1.29	[1,4]
Theme 15	67.57	5.17	1.07	[4,7]	4.83	1.46	[3,7]	2.67	1.11	[1,4]
Theme 16	100.00	5.33	0.94	[4,7]	5.00	1.53	[3,7]	4.50	1.71	[1,6]
Theme 17	48.65	5.00	1.15	[3,7]	5.17	1.07	[3,6]	3.50	0.76	[3,5]
Theme 18	8.11	4.83	1.34	[3,7]	5.00	1.53	[3,7]	3.17	0.90	[2,4]
Theme 19	86.49	5.00	1.41	[3,7]	5.00	1.41	[3,7]	4.33	0.75	[3,5]
Theme 20	75.68	4.71	1.28	[2,6]	5.29	0.88	[4,7]	4.43	1.68	[1,6]
Theme 21	0.00	4.29	0.88	[3,6]	4.29	1.16	[3,6]	4.29	1.83	[1,6]
Theme 22	8.11	3.71	1.48	[1,6]	4.86	1.81	[1,7]	4.29	1.48	[1,6]
Theme 23	0.00	3.29	1.28	[1,5]	3.14	0.99	[2,5]	2.14	0.99	[1,4]
Theme 24	0.00	3.33	1.25	[1,5]	3.83	1.34	[1,5]	3.50	1.80	[1,5]
Theme 25	43.24	4.17	1.21	[2,5]	4.67	0.94	[3,6]	4.80	0.98	[3,6]
Theme 26	0.00	4.00	1.73	[1,5]	4.00	1.73	[1,5]	3.50	1.50	[2,5]
Theme 27	56.76	4.33	0.75	[3,5]	5.00	1.00	[3,6]	4.67	0.75	[3,5]
Theme 28	67.57	4.50	0.96	[3,6]	4.83	0.69	[4,6]	4.67	1.37	[3,7]

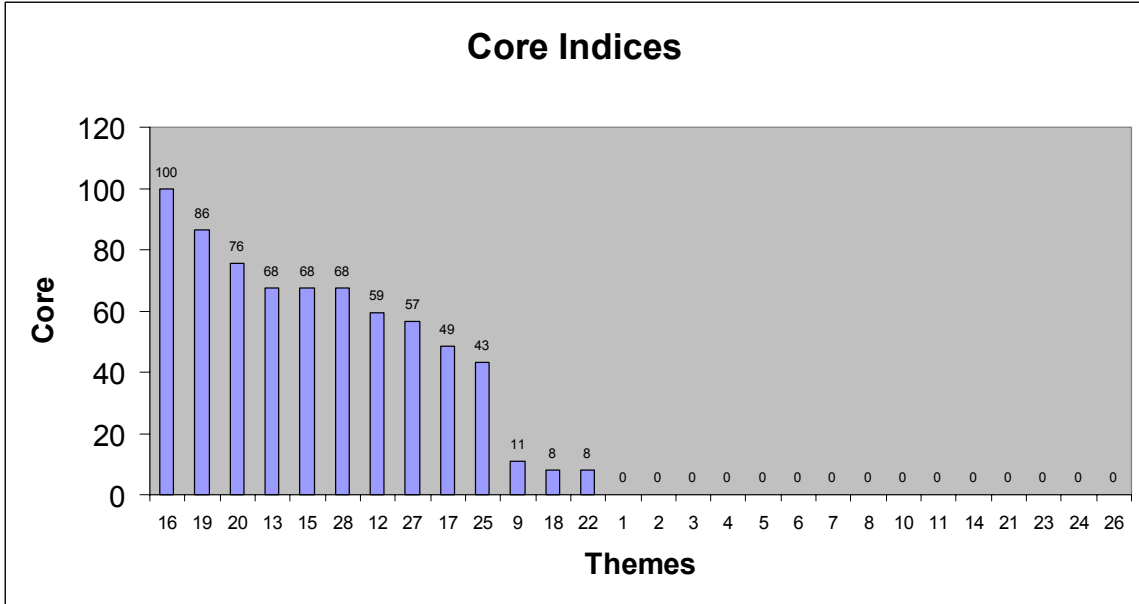


Figure 1 Core indices

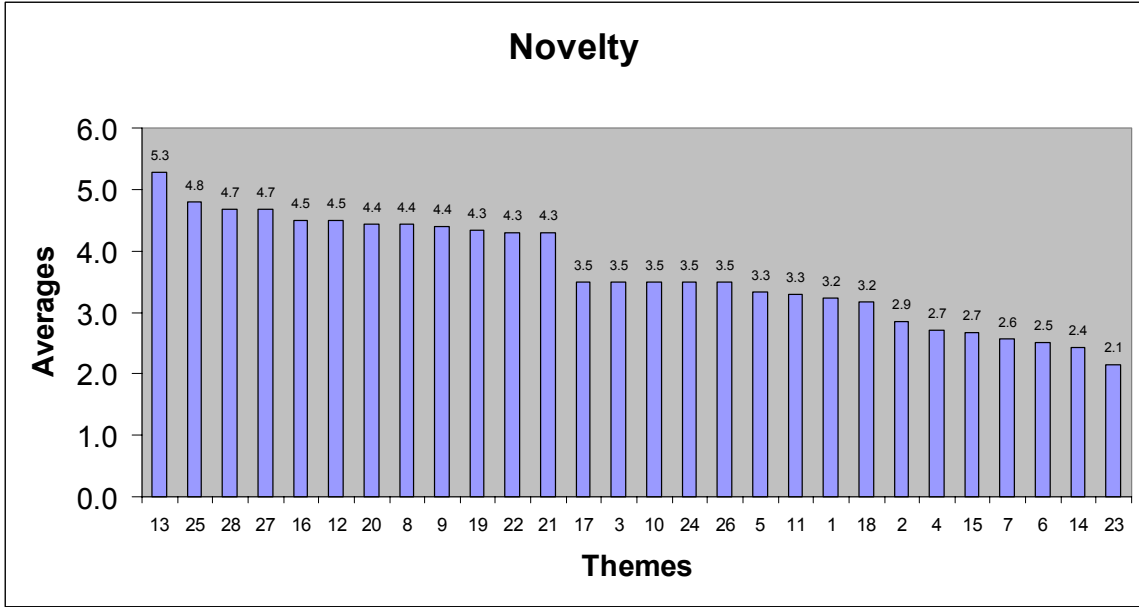


Figure 2 Themes sorted by novelty

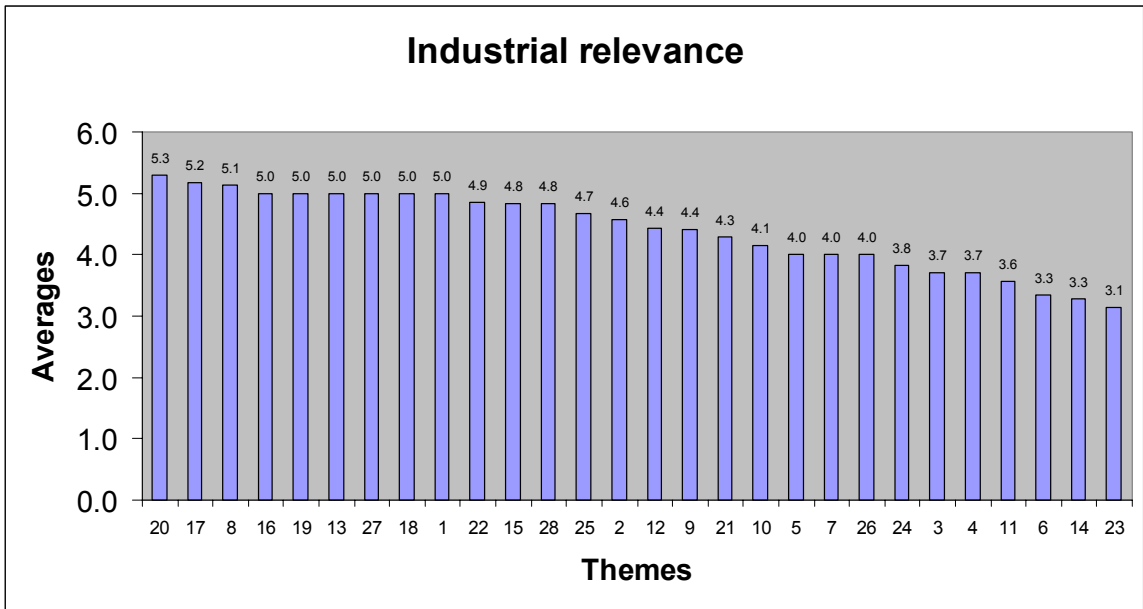


Figure 3 Themes sorted by industrial relevance

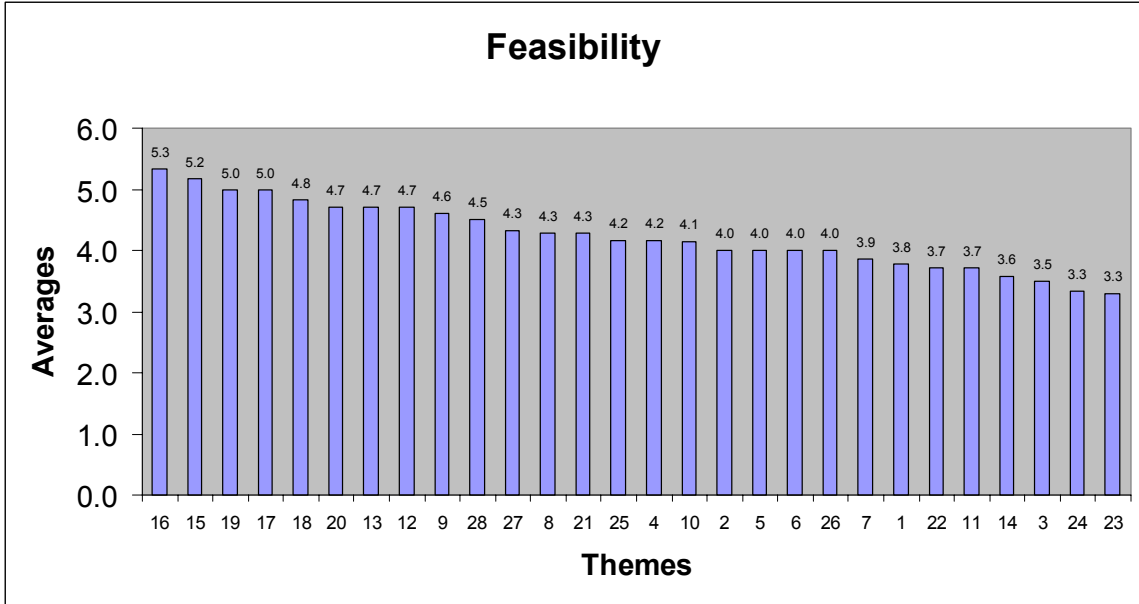


Figure 4 Themes sorted by feasibility

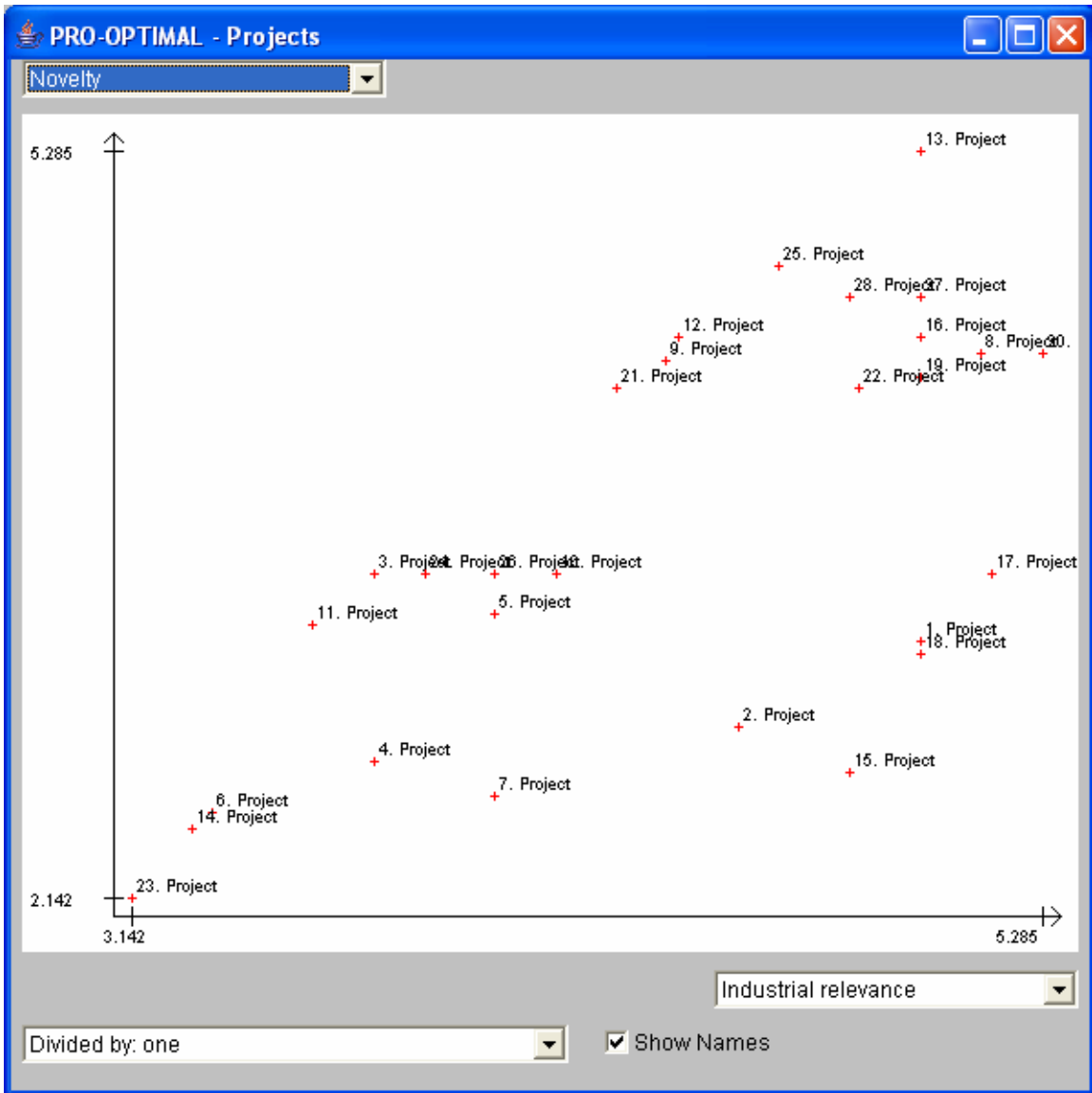


Figure 5 Industrial relevance – novelty surface



Figure 6 Feasibility-novelty surface

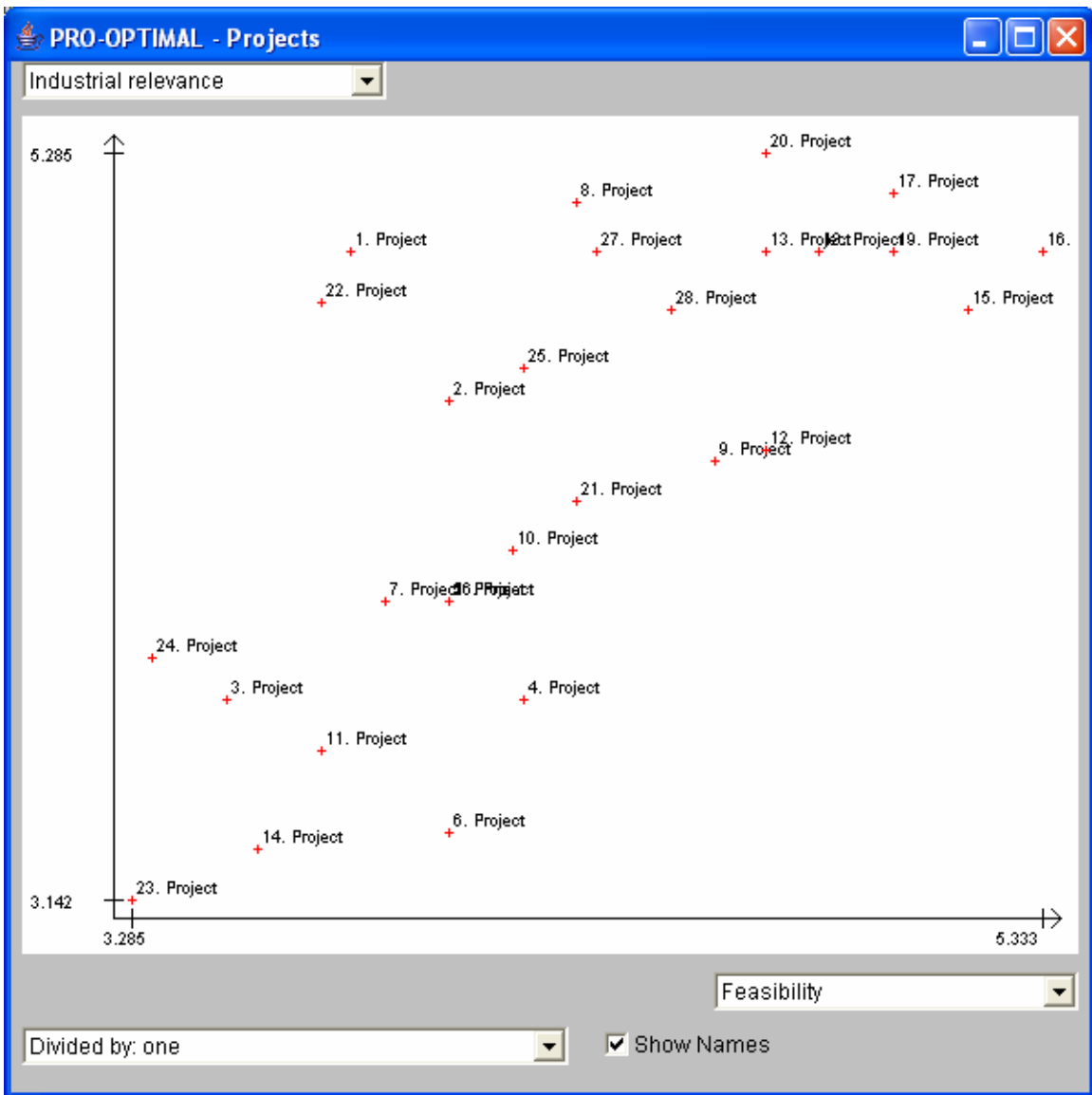


Figure 7 Feasibility-industrial relevance surface

