

Forest-Based Sector
Technology Platform



*Developing the Strategic Research Agenda (SRA)
for the Forest-Based Sector Technology Platform (FTP)*

*Analysis: Pulp and Paper products
May 24, 2005*

Table 1 Evaluation statistics

Theme	Core	Feasibility			Industrial relevance			Novelty		
		Average	Stdev	Range	Average	Stdev	Range	Average	Stdev	Range
Theme 1	6.67	3.43	0.73	[3,5]	4.43	1.29	[3,7]	4.00	0.93	[3,5]
Theme 2	33.33	4.57	1.05	[3,6]	5.14	0.99	[4,7]	3.00	1.20	[1,5]
Theme 3	33.33	4.29	0.88	[3,5]	5.57	0.90	[5,7]	2.86	1.46	[1,5]
Theme 4	96.67	4.29	0.88	[3,5]	5.00	1.51	[3,7]	5.00	1.60	[2,7]
Theme 5	0.00	4.14	0.83	[3,5]	4.14	0.83	[3,5]	2.83	0.90	[1,4]
Theme 6	3.33	3.43	1.76	[1,6]	3.29	0.70	[3,5]	4.00	1.69	[1,6]
Theme 7	0.00	3.43	0.49	[3,4]	3.86	0.64	[3,5]	3.71	1.67	[1,7]
Theme 8	26.67	3.86	1.25	[2,6]	4.14	0.99	[3,5]	3.86	1.73	[1,6]
Theme 9	0.00	3.43	1.18	[1,5]	4.00	1.60	[1,6]	3.17	1.34	[1,5]
Theme 10	0.00	3.86	0.83	[3,5]	4.00	0.76	[3,5]	2.86	0.99	[1,4]
Theme 11	33.33	3.43	1.76	[1,6]	4.86	1.81	[1,7]	4.14	1.55	[2,7]
Theme 12	0.00	4.00	1.67	[2,7]	4.33	1.49	[3,7]	2.83	0.69	[2,4]
Theme 13	13.33	3.14	1.36	[1,5]	4.00	0.82	[3,5]	4.33	1.11	[2,5]
Theme 14	0.00	3.86	1.12	[3,6]	4.43	1.05	[3,6]	3.57	1.59	[1,6]
Theme 15	83.33	4.17	0.90	[3,6]	4.83	1.07	[3,6]	4.67	0.94	[3,6]
Theme 16	3.33	3.43	1.92	[1,7]	4.57	1.59	[1,6]	3.86	1.25	[2,6]
Theme 17	33.33	4.14	1.46	[2,6]	4.86	1.46	[2,7]	3.71	1.03	[2,5]
Theme 18	53.33	3.71	0.70	[3,5]	4.71	1.48	[2,7]	3.57	0.90	[2,5]
Theme 19	70.00	4.14	0.99	[3,6]	5.14	1.12	[3,7]	4.00	1.07	[3,6]
Theme 20	0.00	3.50	1.66	[1,5]	4.40	2.15	[1,7]	2.60	1.50	[1,5]
Theme 21	10.00	4.33	0.94	[3,5]	5.00	1.41	[3,7]	3.00	1.63	[1,5]
Theme 22	100.00	4.33	0.47	[4,5]	5.00	1.26	[3,7]	5.00	1.10	[3,6]
Theme 23	0.00	3.50	1.00	[2,5]	4.50	1.00	[3,6]	3.50	1.22	[2,6]
Theme 24	0.00	3.17	1.34	[1,5]	3.83	1.67	[1,6]	3.00	1.53	[1,5]
Theme 25	0.00	3.57	0.73	[3,5]	4.57	1.18	[3,7]	3.00	0.93	[1,4]
Theme 26	0.00	2.86	1.36	[1,5]	3.57	1.29	[1,5]	3.00	1.51	[1,5]
Theme 27	76.67	4.20	1.78	[1,7]	4.70	1.19	[3,7]	4.33	1.94	[2,7]
Theme 28	3.33	3.00	1.41	[1,5]	4.67	1.25	[2,6]	3.83	1.57	[2,7]
Theme 29	0.00	3.43	1.40	[1,6]	4.14	1.55	[1,6]	3.00	1.77	[1,6]
Theme 30	0.00	3.50	1.26	[1,5]	4.17	1.67	[2,7]	3.67	1.60	[1,6]
Theme 31	0.00	2.83	1.07	[1,4]	4.67	1.37	[3,7]	3.00	1.15	[1,4]
Theme 32	0.00	3.00	0.00	[3,3]	3.67	0.94	[3,5]	2.33	0.94	[1,3]
Theme 33	0.00	3.50	1.61	[1,6]	4.50	1.80	[1,7]	3.67	1.89	[1,6]
Theme 34	0.00	3.50	1.50	[1,6]	3.67	1.60	[1,6]	3.00	1.29	[1,5]
Theme 35	0.00	3.57	1.50	[1,5]	4.29	1.91	[1,7]	3.43	1.40	[1,5]
Theme 36	20.00	2.80	0.98	[1,4]	3.83	2.11	[1,7]	4.50	1.71	[1,6]
Theme 37	0.00	3.00	1.67	[1,6]	3.83	1.57	[1,6]	4.00	1.53	[1,6]

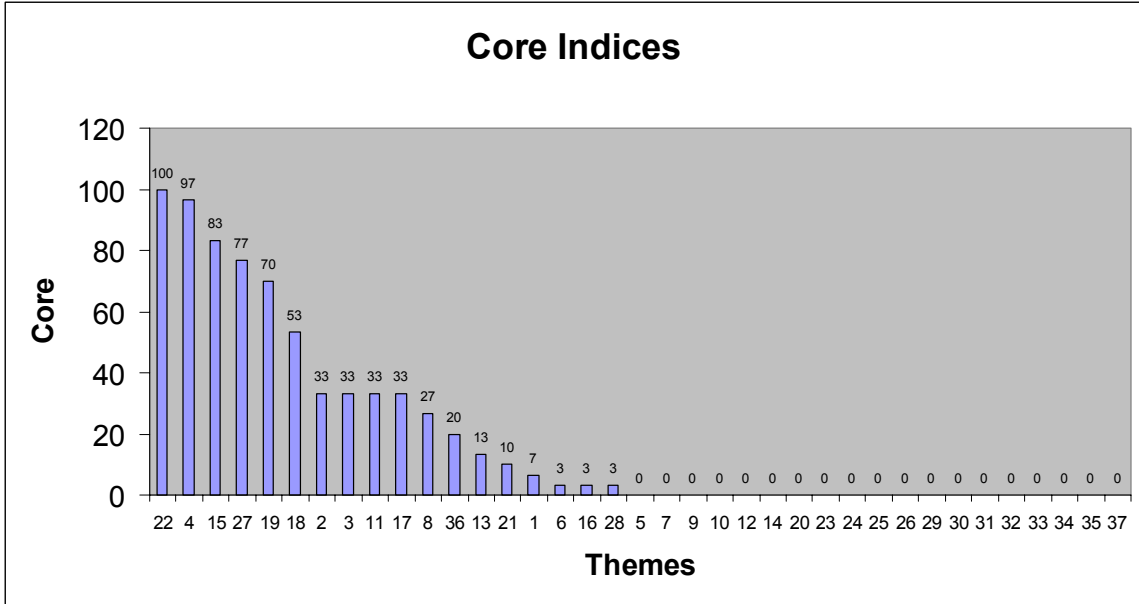


Figure 1 Core indices

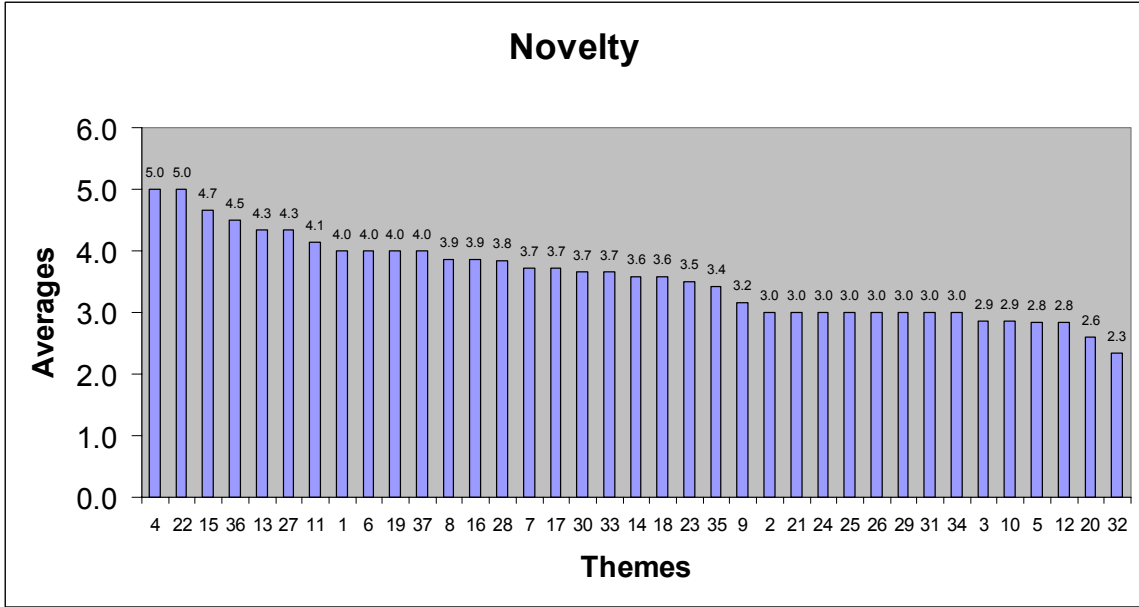


Figure 2 Themes sorted by novelty

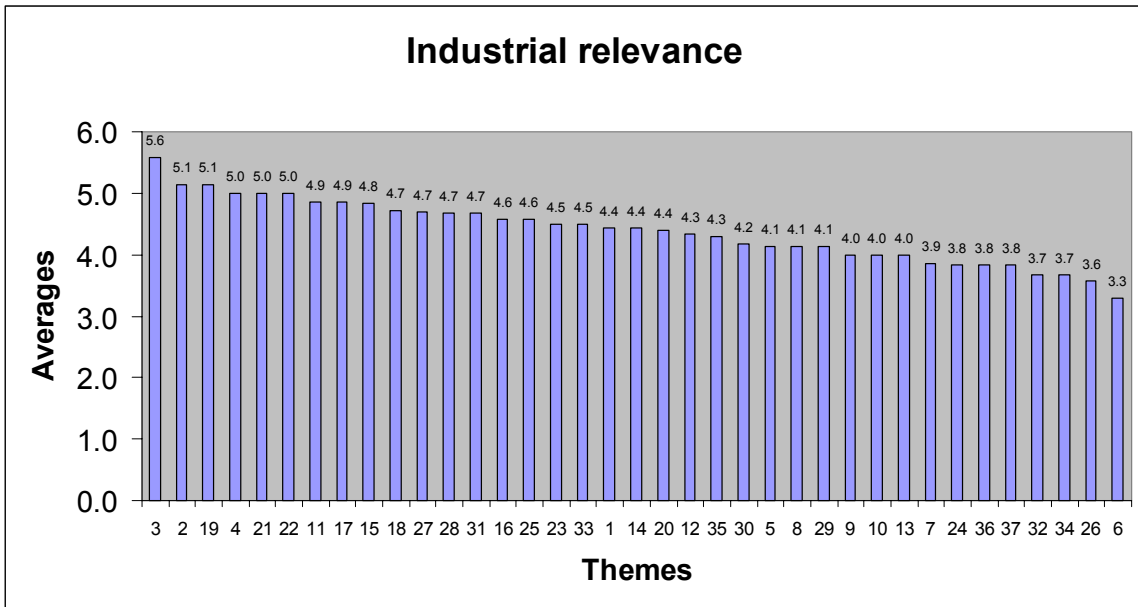


Figure 3 Themes sorted by industrial relevance

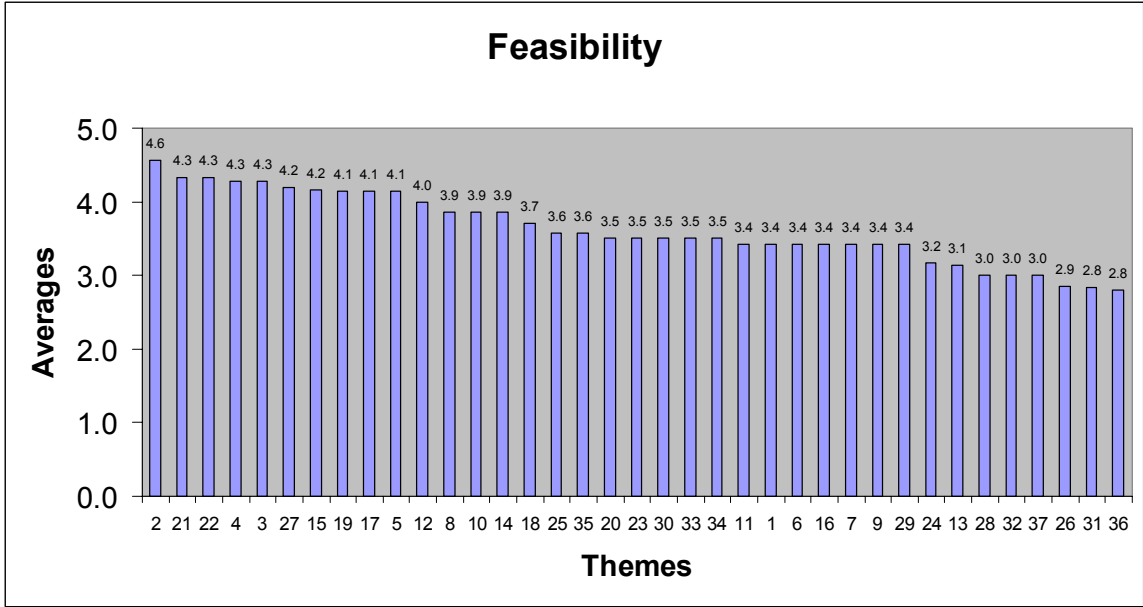


Figure 4 Themes sorted by feasibility



Figure 5 Industrial relevance – novelty surface

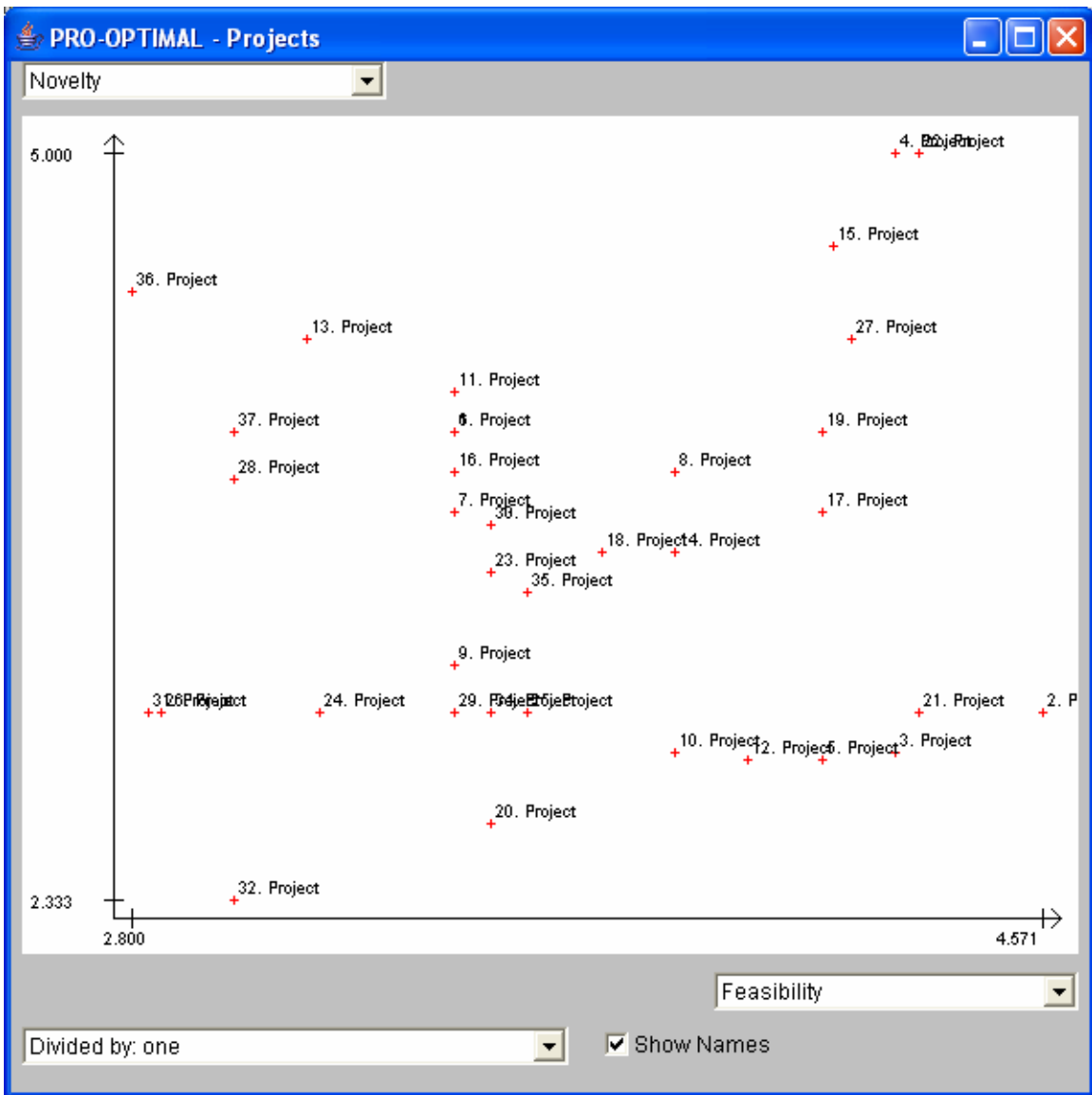


Figure 6 Feasibility-novelty surface



Figure 7 Feasibility-industrial relevance surface

