

Forest-Based Sector  
Technology Platform



*Developing the Strategic Research Agenda (SRA)  
for the Forest-Based Sector Technology Platform (FTP)*

*Analysis: Bioenergy*

*May 24, 2005*

**Table 1 Evaluation statistics**

Theme	Core	Feasibility			Industrial relevance			Novelty		
		Average	Stdev	Range	Average	Stdev	Range	Average	Stdev	Range
Theme 1	20	4.20	1.78	[1,7]	4.70	1.19	[3,7]	4.33	1.94	[2,7]
Theme 2	20	4.57	0.73	[3,5]	3.38	1.49	[2,7]	3.86	1.73	[2,7]
Theme 3	0	4.17	2.03	[1,7]	4.50	1.61	[3,7]	4.00	1.55	[1,5]
Theme 4	0	3.86	1.46	[1,5]	4.00	1.60	[1,6]	4.33	1.37	[3,7]
Theme 5	0	3.80	0.98	[3,5]	4.00	1.00	[3,5]	3.40	0.49	[3,4]
Theme 6	60	4.17	1.46	[1,5]	5.50	2.14	[1,7]	4.75	0.43	[4,5]
Theme 7	100	5.50	1.12	[4,7]	5.50	1.12	[4,7]	4.20	0.98	[3,5]
Theme 8	100	4.57	1.50	[3,7]	5.43	1.40	[3,7]	4.80	1.17	[3,6]
Theme 9	0	3.80	2.14	[1,7]	3.33	1.89	[1,7]	3.60	1.50	[1,5]
Theme 10	0	4.00	2.24	[1,7]	3.40	1.02	[2,5]	3.75	0.83	[3,5]
Theme 11	100	5.20	1.33	[3,7]	5.00	1.26	[3,7]	5.00	1.41	[3,7]
Theme 12	100	5.00	1.26	[3,7]	5.00	2.19	[1,7]	4.75	1.09	[3,6]
Theme 13	100	5.50	0.87	[5,7]	5.00	1.67	[3,7]	4.50	1.66	[3,7]
Theme 14	60	4.80	0.98	[3,6]	5.00	1.26	[3,7]	4.00	1.00	[3,5]
Theme 15	0	3.17	1.46	[1,5]	2.33	1.49	[1,5]	3.60	1.20	[2,5]
Theme 16	40	4.60	1.50	[3,7]	5.80	1.60	[3,7]	3.67	0.94	[3,5]

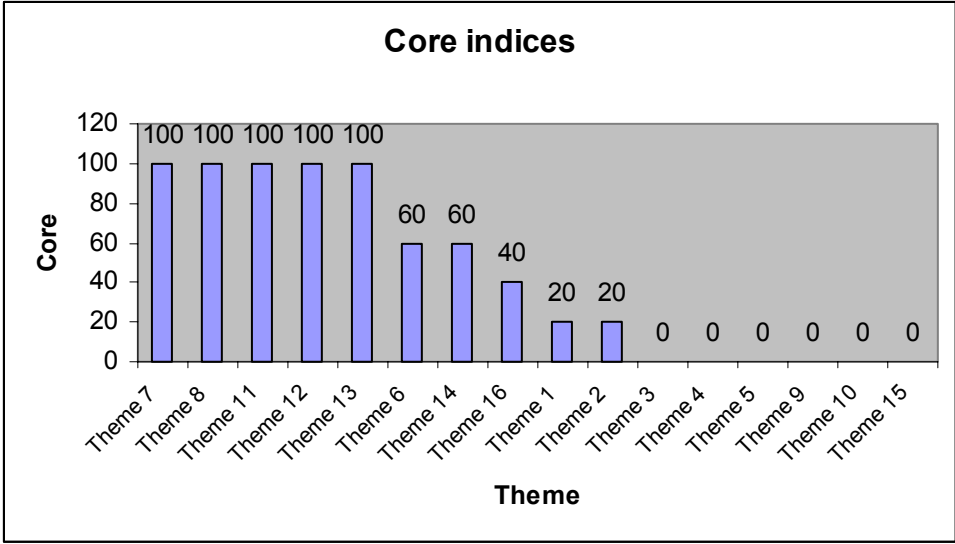


Figure 1 Core indices

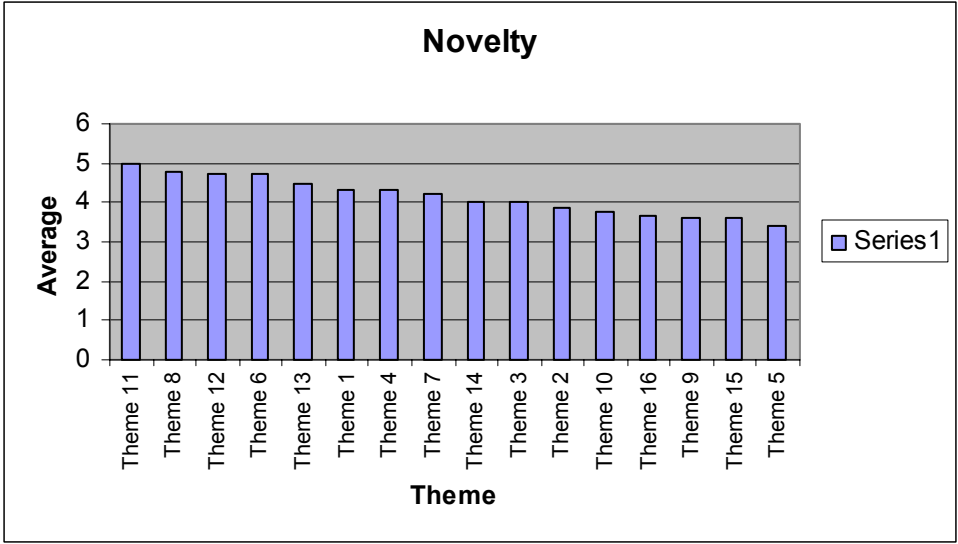


Figure 2 Themes sorted by novelty

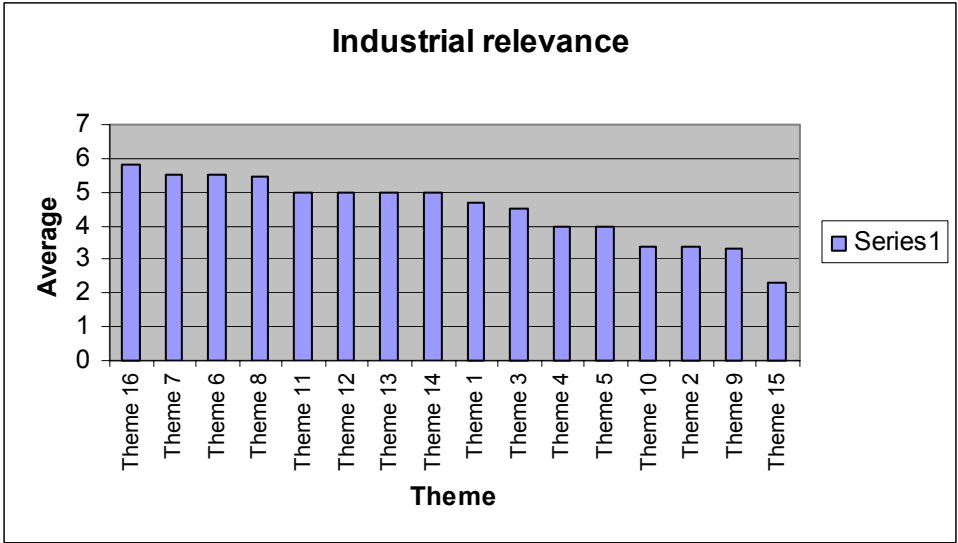


Figure 3 Themes sorted by industrial relevance

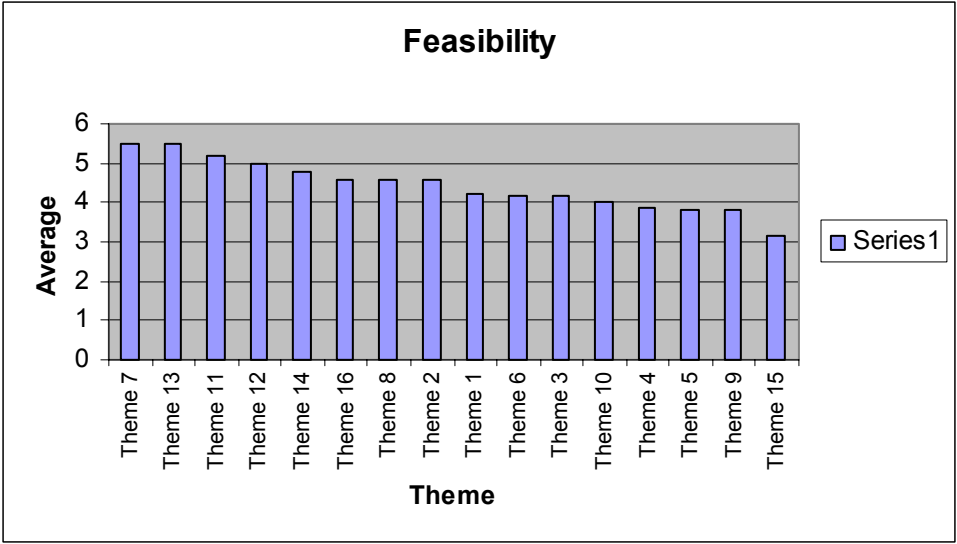


Figure 4 Themes sorted by feasibility

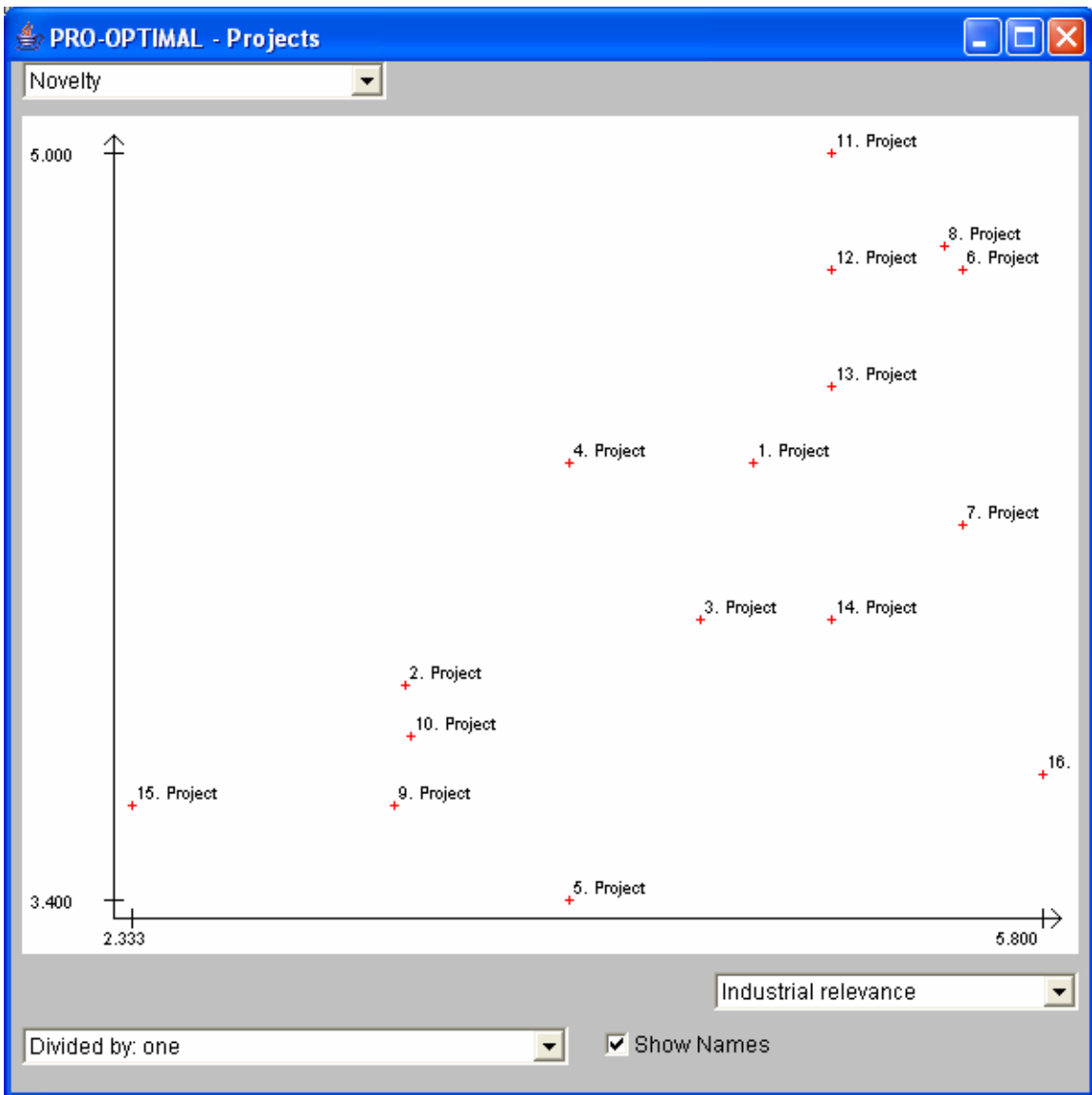


Figure 5 Industrial relevance – novelty surface



Figure 6 Feasibility-novelty surface



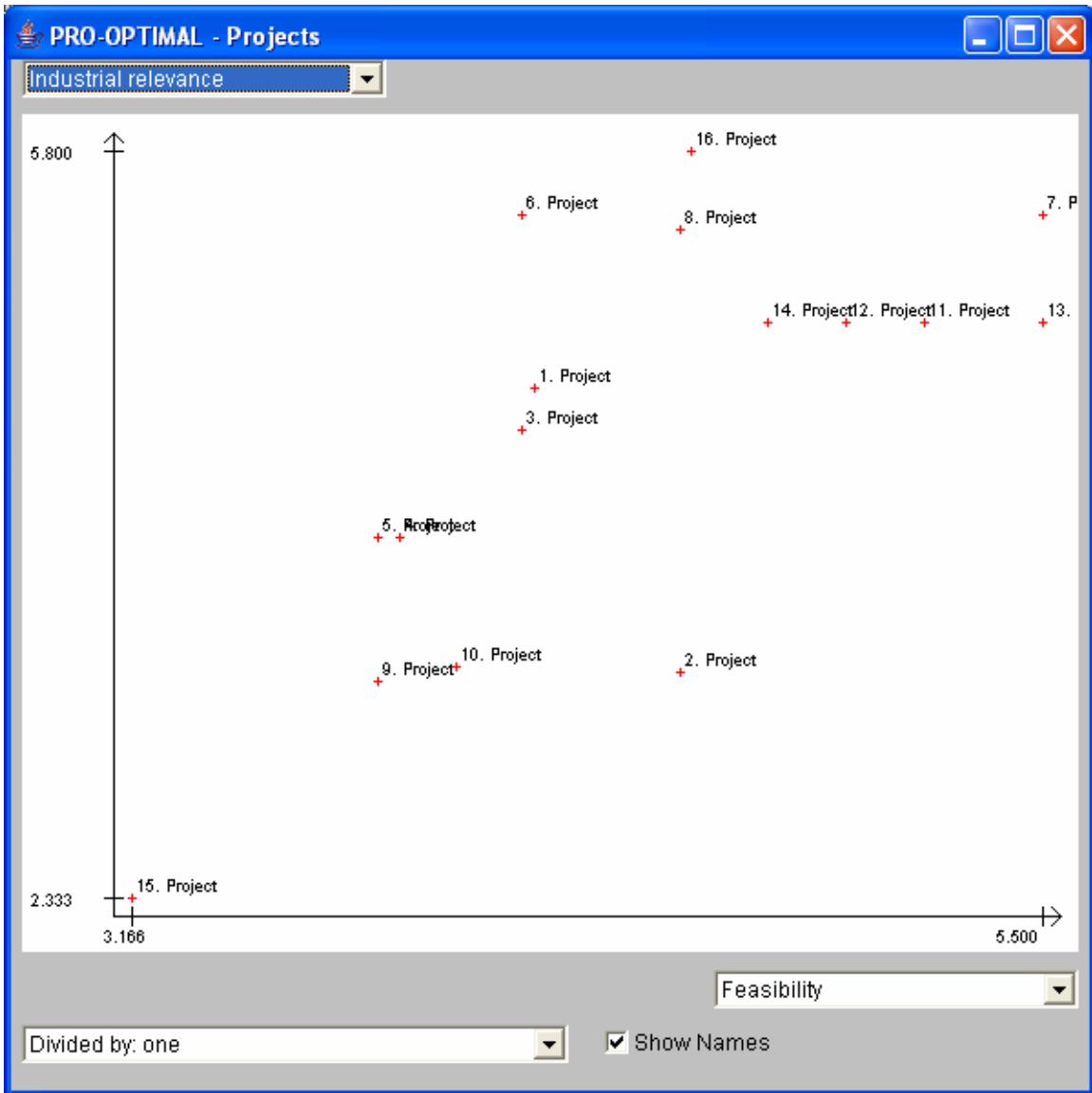


Figure 7 Feasibility-industrial relevance surface

